


DYMO LabelWriter 5XL: How to print with ETSY

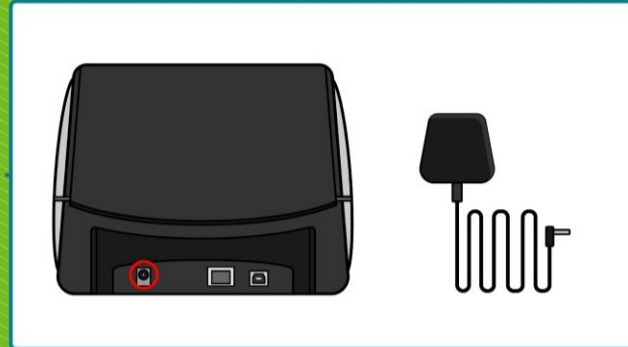


DYMO LabelWriter 5XL: How to print with ETSY

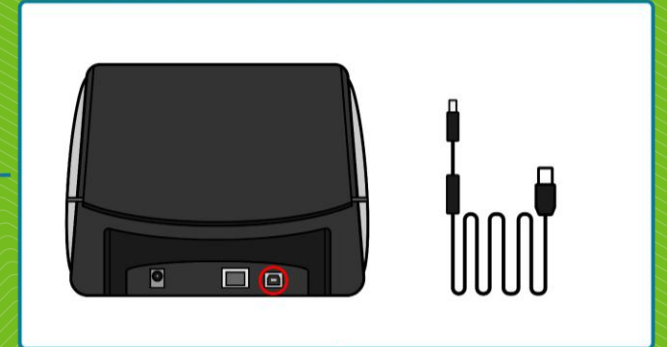
Here you will see how you can print an extra-large shipping label with a Dymo LabelWriter 5XL:

1. Download and install the Dymo Connect software
2. Connect the Dymo LabelWriter 5XL as described

(follow installation instructions from manual)



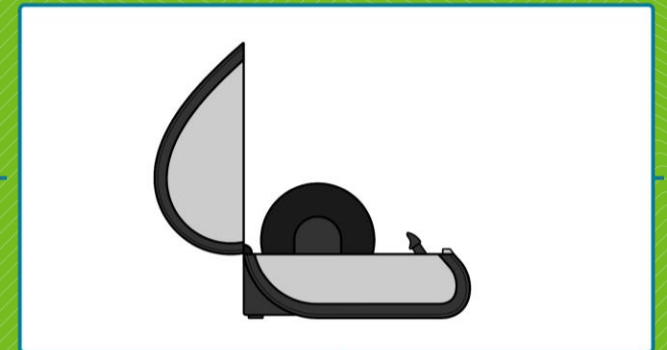
CONNECT POWER CABLE TO MAINS AND PRINTER



CONNECT USB TO PRINTER AND LAPTOP

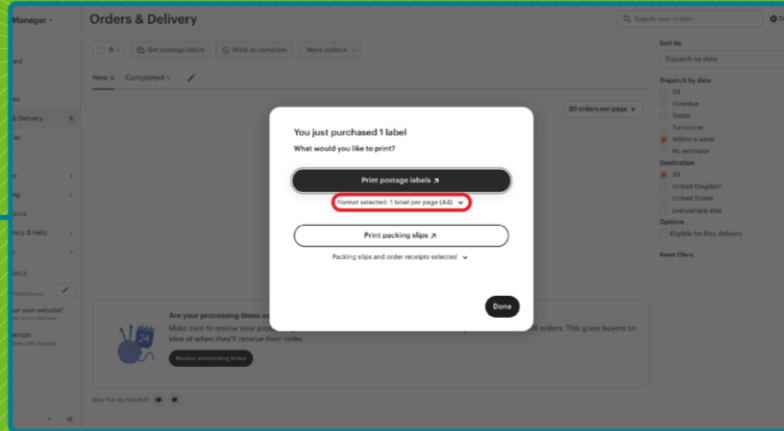


PRESS POWER BUTTON

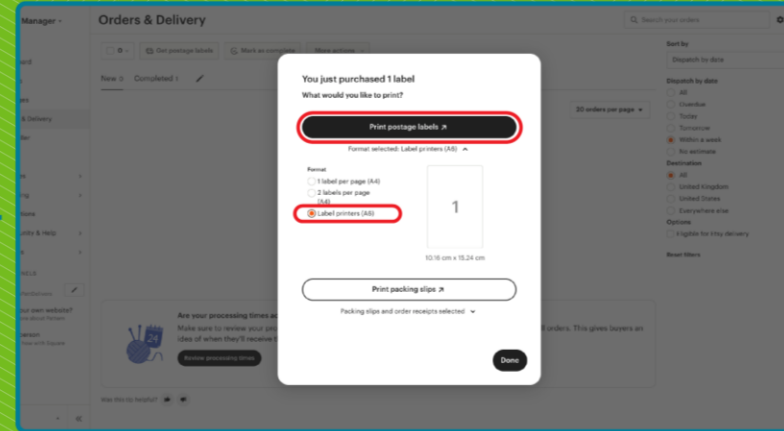


ENSURE LABELS ARE LOADED

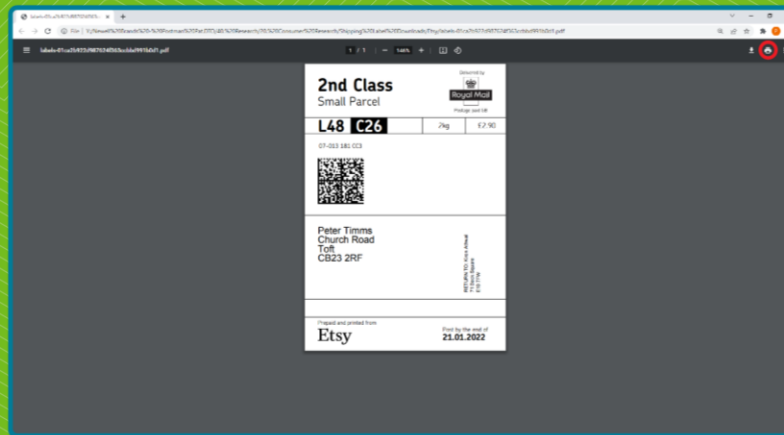
DYMO LabelWriter 5XL: How to print with ETSY



SELECT DROP DOWN TO CHANGE LABEL FORMAT

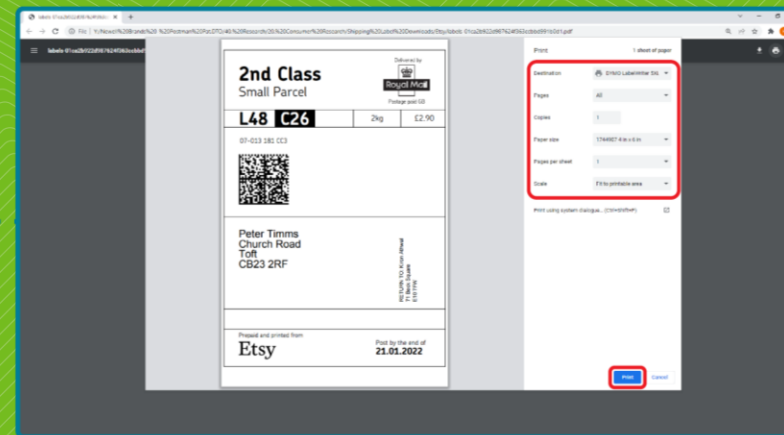


ENSURE 'LABEL PRINTERS (A6)' OPTION SELECTED, SELECT PRINT POSTAGE LABELS




SELECT PRINT ON OPEN PDF

! Printing settings and defaults will change depending on software used to download pdf. In this case Google Chrome was used to view the downloaded label.



ENSURE CORRECT PRINTER SETTINGS ARE SELECTED, SELECT PRINT

DYMO LabelWriter 5XL: How to print with ETSY



LABEL PRINTED



PRINTED LABEL CAN BE STUCK ON PACKAGING

Forest Stewardship Council®

DYMO® paper products are FSC® Mix meaning that these products are made of material from well-managed, FSC®-certified forests and other controlled sources.

BPA free LW paper

DYMO® LabelWriter™ labels are free from BPA. BPA is an artificial coating which can negatively impact the health of its users and the environment.

No Ink or Toner

DYMO® products incorporate thermal printing technology, that eliminates the use of ink cartridges or toners.