


DYMO LabelWriter 5XL: How to print with EBAY

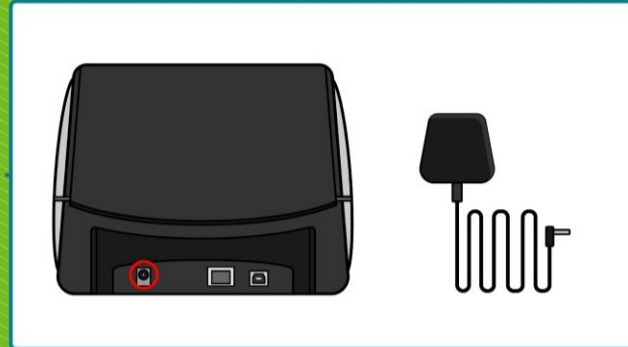


DYMO LabelWriter 5XL: How to print with EBAY

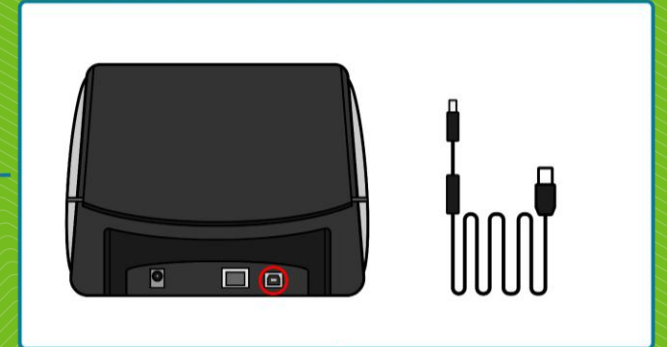
Here you will see how you can print an extra-large shipping label with a Dymo LabelWriter 5XL without using the Dymo connect software:

1. Download and install the Dymo Connect software
2. Connect the Dymo LabelWriter 5XL as described

(follow installation instructions from manual)



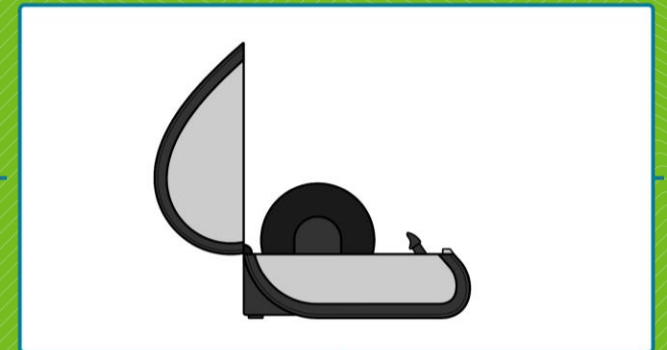
CONNECT POWER CABLE TO MAINS AND PRINTER



CONNECT USB TO PRINTER AND LAPTOP

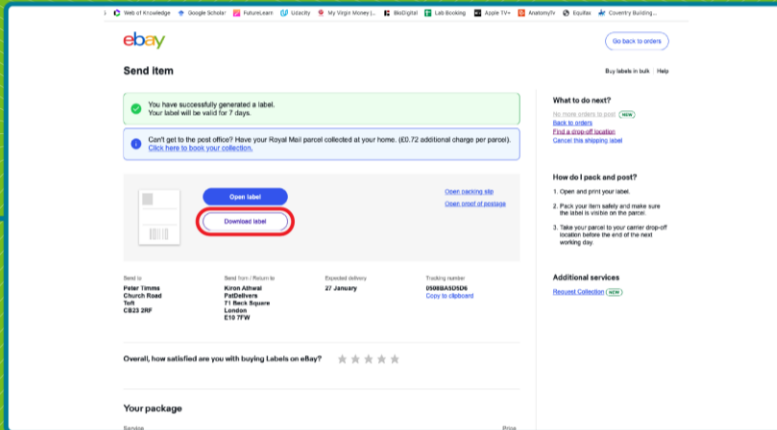


PRESS POWER BUTTON

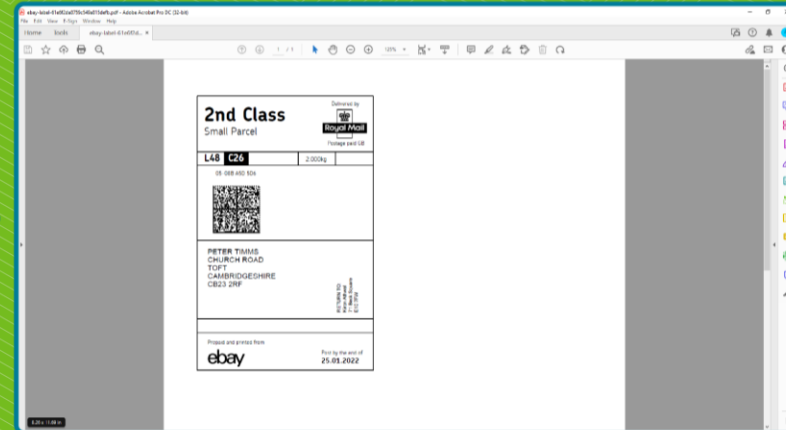


ENSURE LABELS ARE LOADED

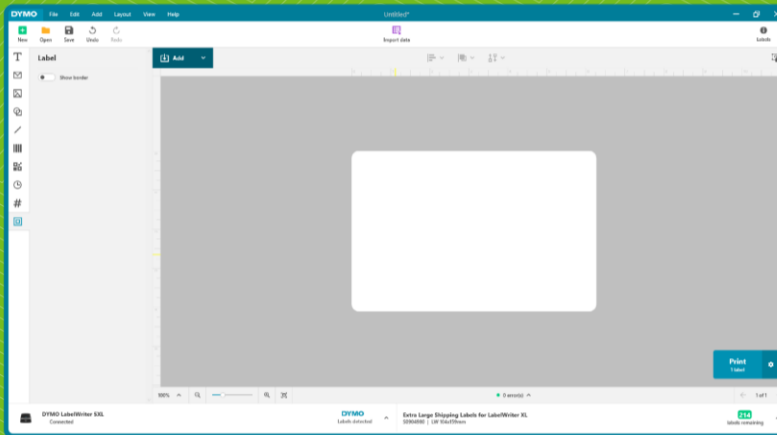
DYMO LabelWriter 5XL: How to print with EBAY



SEND ITEM, SELECT 'DOWNLOAD LABEL'

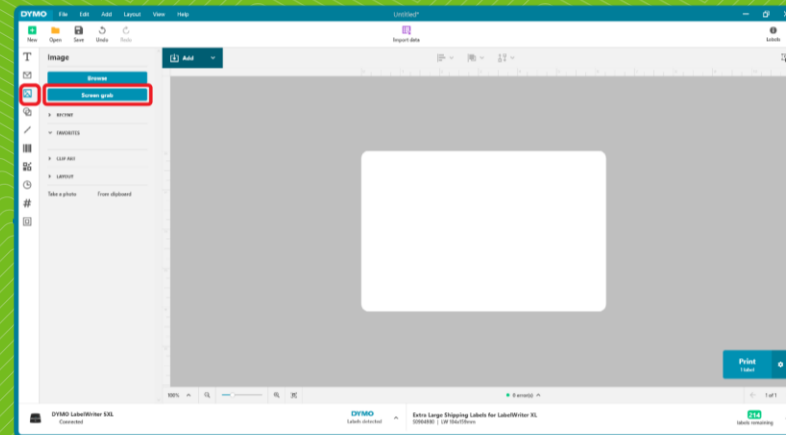


OPEN PDF



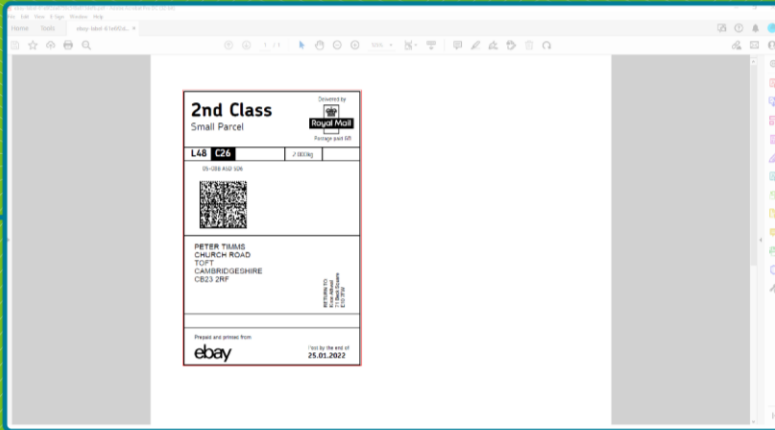
OPEN DYMO SOFTWARE

! The label is printable from the native print window, however it needs adjustments to print and does not fully fill the entire 4 x 6 label. The use of Dymo software enables the full label size to be utilized.

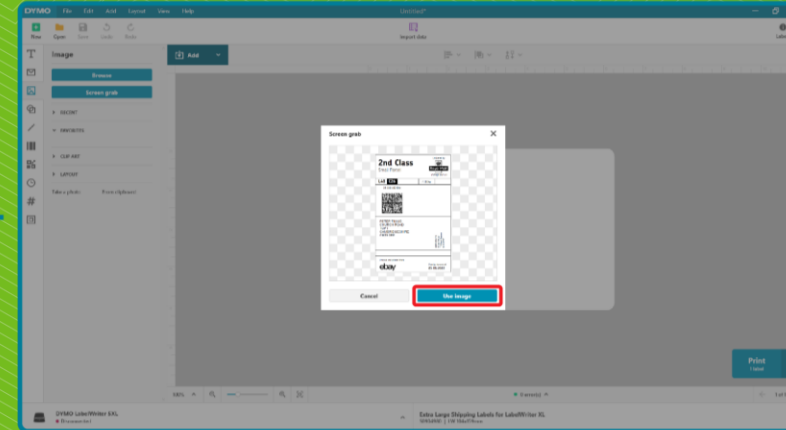


SELECT SCREEN GRAB

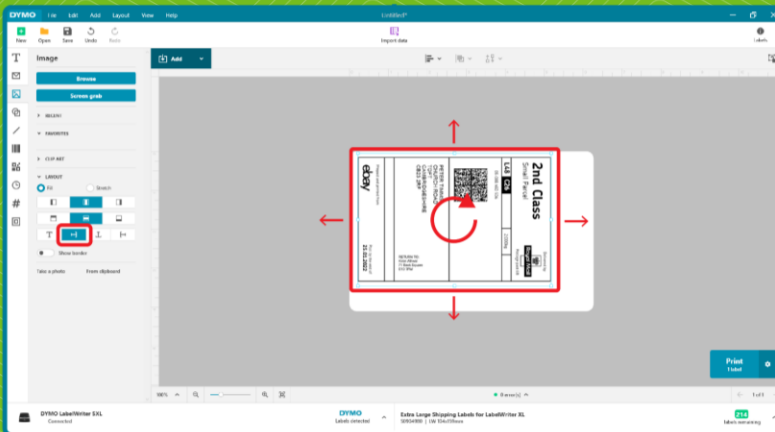
DYMO LabelWriter 5XL: How to print with EBAY



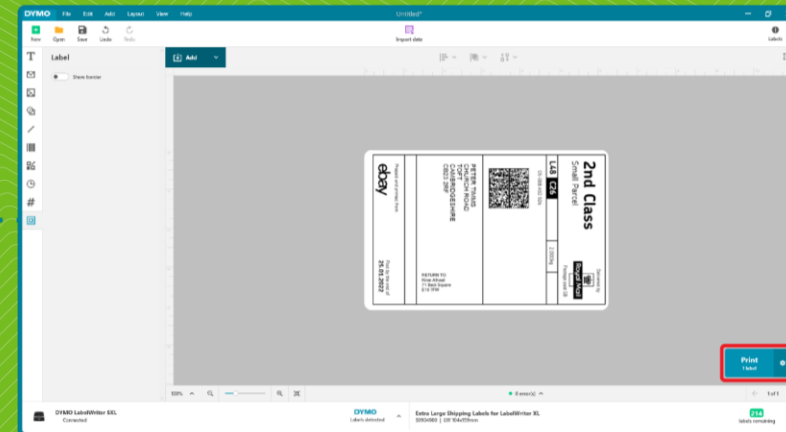
SCREEN GRAB PRINT AREA



SELECT 'USE IMAGE'




ENSURE LABEL IS FITTED TO PRINT AREA



SELECT 'PRINT'

DYMO LabelWriter 5XL: How to print with EBAY



LABEL PRINTED



PRINTED LABEL CAN BE STUCK ON PACKAGING

Forest Stewardship Council®

DYMO® paper products are FSC® Mix meaning that these products are made of material from well-managed, FSC®-certified forests and other controlled sources.

BPA free LW paper

DYMO® LabelWriter™ labels are free from BPA. BPA is an artificial coating which can negatively impact the health of its users and the environment.

No Ink or Toner

DYMO® products incorporate thermal printing technology, that eliminates the use of ink cartridges or toners.