


# DYMO LabelWriter 5XL: How to print with DHL

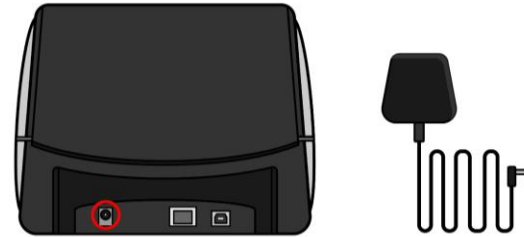


# DYMO LabelWriter 5XL: How to print with DHL

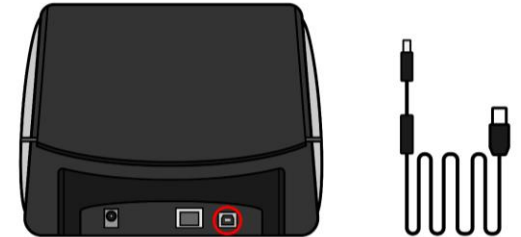
Here you will see how you can print an extra-large shipping label with a Dymo LabelWriter 5XL without using the Dymo connect software:

1. Download and install the Dymo Connect software
2. Connect the Dymo LabelWriter 5XL as described

(follow installation instructions from manual)



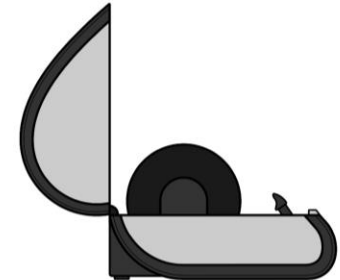
CONNECT POWER CABLE TO MAINS AND PRINTER



CONNECT USB TO PRINTER AND LAPTOP



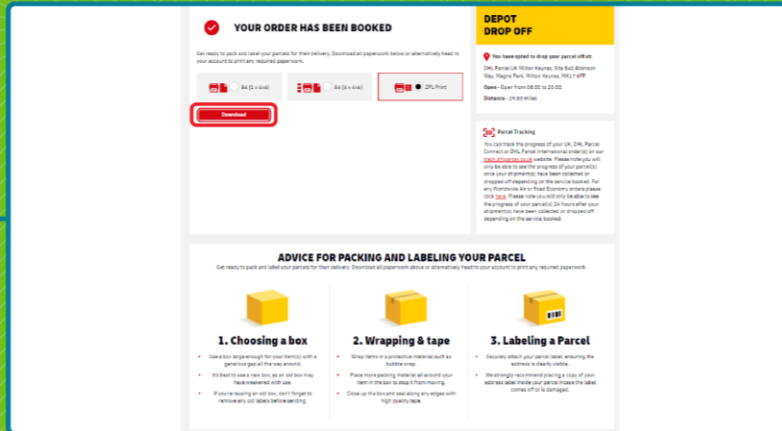
PRESS POWER BUTTON



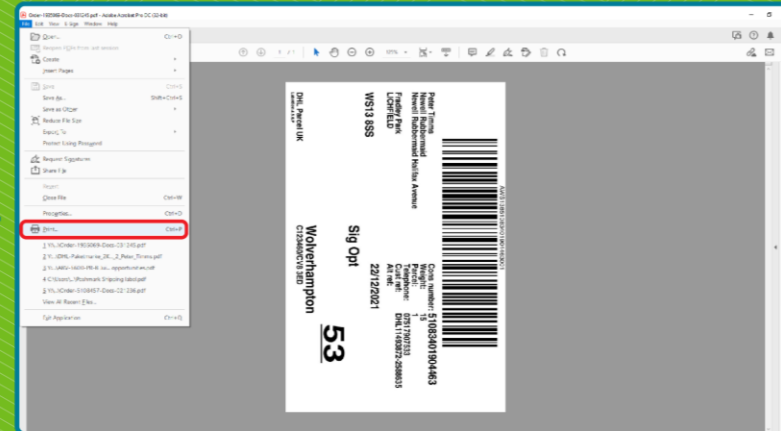
ENSURE LABELS ARE LOADED



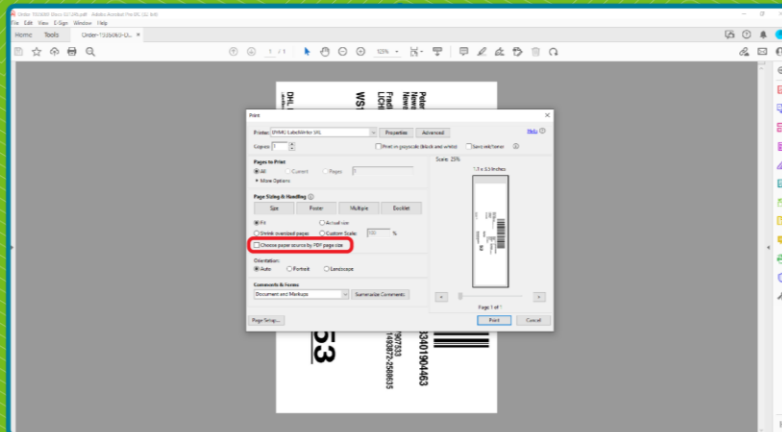
# DYMO LabelWriter 5XL: How to print with DHL



DOWNLOAD 'ZPL LABEL PRINT'

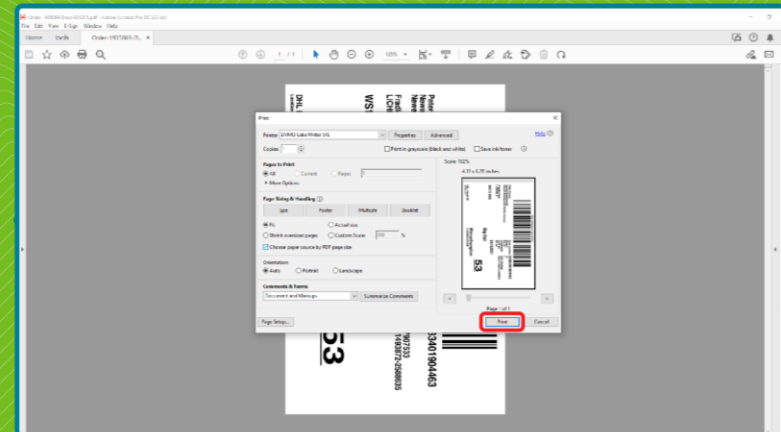


SELECT 'FILE > PRINT'



SELECT 'CHOOSE PAPER SOURCE BY PDF PAGE SIZE'

Printing settings and defaults will change depending on software used to download the pdf. In this case Adobe Acrobat was used to view the downloaded label.



SELECT 'PRINT'

# DYMO LabelWriter 5XL: How to print with DHL



**LABEL PRINTED**



**PRINTED LABEL CAN BE STUCK ON PACKAGING**

## Forest Stewardship Council®

DYMO® paper products are FSC® Mix meaning that these products are made of material from well-managed, FSC®-certified forests and other controlled sources.

## BPA free LW paper

DYMO® LabelWriter™ labels are free from BPA. BPA is an artificial coating which can negatively impact the health of its users and the environment.

## No Ink or Toner

DYMO® products incorporate thermal printing technology, that eliminates the use of ink cartridges or toners.